

1 Color Touchscreen

A graphical icon-based color touchscreen is provided for easy set-up and operator navigation.



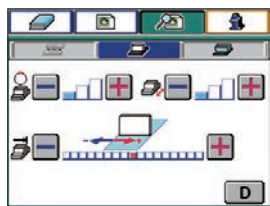
Ecology functions:

Power saving mode (stand-by mode): If the system is not used for a predetermined period, the glue tank heater will automatically adjust to a lower temperature.


Auto shut down mode: If the system is not used for a predetermined period of time, the system automatically shuts down.

2 Clamper Section

The clamp opens and closes with the simple press of a button for operator convenience.

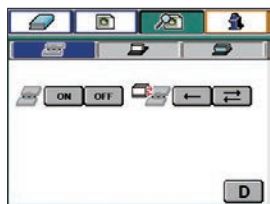


Clamper setting



3 Notching Section

The double-pass notching function produces strong book binds. Notching can be easily set ON or OFF from the touchscreen.



Notching setting



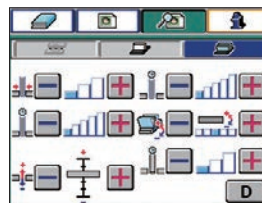
4 Glue Tank Section

Uniquely designed glue tank ensures superior glue application to the book spine for quality binding.



5 Nipping Section

Strong nipper mechanism ensures quality book binds. Nipping pressure, nipping height and angle can be adjusted from the touch screen.



Nipper setting screen

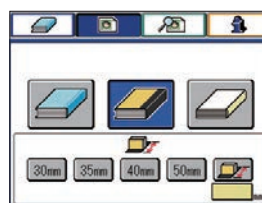



6 Cover Section

Perfect binding, tape binding and padding can be performed. Tape width can be adjusted automatically by selecting desired width from the touchscreen.



Perfect binding setting



Tape binding setting



7 Creaser (CRB-160): Option

Optional CRB-160 impact creaser can be on-line to prepare creased (up to 8 line) cover.



CRB-160

